



HAULAGE APPLICATION

Name of Owner:	Phone No:
Email:	Mobile No:





Name of Boat:	Design:	
Type of boat: Yacht <input type="checkbox"/> Launch <input type="checkbox"/> Trailer boat <input type="checkbox"/>		
Length (m):	Beam (m):	Draft (m):
Weight of boat:	Type of keel:	Preferred cradle:

Booking type: Yard <input type="checkbox"/> Shed <input type="checkbox"/> Other <input type="checkbox"/>
--

Work to be carried out:	
Preferred haul out date:	Preferred relaunch date:

Insurance Company:	
Policy number:	Expiry date:

Haul Out Terms and Conditions	
<ol style="list-style-type: none">1) The owner carries all liability at all times.2) Insurance is mandatory: No insurance, no haul.3) Members' boats only will be hauled.4) The maximum time in the yard is three months. An extension of time beyond three months is by permission of the Committee only.5) The maximum vessel weight that will be hauled or moved in the yard is 10 tonnes. If a vessel's weight is in doubt an independent weight certificate shall be provided at the owner's expense before haul out will be scheduled.6) Steel or ferro-cement boats over 10 meters long will not be hauled unless an official weight certificate is presented provided at the owner's expense and accepted by the Slip Master.7) The owner must provide two persons to assist the owner with hauling and launching. The Slip Master will brief them prior to the haul or relaunch commencing.8) All cradles shall be inspected and approved by the Slip Master prior to hauling. Pine bearers are not permitted on any cradle.	<ol style="list-style-type: none">9) Haul/launch movements will NOT be carried out after slack water high.10) The yard and shed are available for general maintenance work and moderate repairs only. Major reconstruction, new boat building, new hulls and storage of boats are expressly forbidden.11) All haulage applications must be lodged with the Club Manager. No form, no haul. Hauls will be prioritised at the discretion of the Club Manager and Slip Master.12) The Slip Master has total discretion to cancel haul or launch.13) The owner must set-up the cradle to suit the vessel and provide wedges, keel batons, etc that are robustly secured to the cradle. The owner must ensure all cradle bolts are tight and suitable for the load imposed, and that the pads on the cradle arms are adequate.14) All haulout, hardstand and shed fees will be invoiced at time of haul with the balance due 14 days from invoice or prior to launching/removing vessel whichever one is first. Balance not paid within the time frame may be subject to a 7% penalty. NO CASH NO SPLASH. <p>PTO for hardstand/shed T & C's and sign back page</p>

Hardstand/Shed Terms and Conditions	
<p>1) NON-PERMITTED ACTIVITIES ON HARDSTAND/SHED</p> <ul style="list-style-type: none"> No dry sanding of antifoul without using vacuum extraction machines. No sand, bead or soda blasting allowed. No spray painting. No grinding or hull planning of steel boats New hulls, major rebuilds, and reconstructions are not permitted. No prolonged use of noisy power tools <p>2) OPERATING HOURS FOR HARDSTAND/SHED:</p> <ul style="list-style-type: none"> Monday-Saturday 8 am to 8 pm and Sunday 11 am to 6 pm: <ul style="list-style-type: none"> Allowable noise level 50dB LAeq (Shed 45dBa L10). General construction noise allowed. All other times including Sunday 8am to 11am <ul style="list-style-type: none"> Allowable noise level 40dB LAeq. (Shed 45dBa L10). No power tools or hammering, quiet work only Christmas and Boxing Day: <ul style="list-style-type: none"> No power tools or hammering, quiet work only <p>3) LADDERS: Must be securely padlocked to the cradle when not in use</p> <p>4) CLEAN-UP: Required at least once a day or more frequently to stop residue, dust, paint flakes or shavings being blown or washed away. No residue, dust, paint-flakes or shavings shall be left on the yard surface or be allowed to cross any Weiti Boating Club boundary.</p> <p>5) RUBBISH: Must be placed in heavy duty sealed plastic bags before being deposited in the rubbish bin - members must supply the bags.</p> <p>6) APPLYING ANTIFOUL AND PAINTING OF HULLS: Tarpaulin must be placed under the boat when applying antifoul or painting</p>	<p>7) SCRAPING OF HULLS: Mon – Sat 8am – 5pm.</p> <ul style="list-style-type: none"> Drop cloths and shrouds must be erected to encase the work area. No scraping during windy conditions. Use of Vacuum extraction machines is highly recommended. <p>8) DRY SANDING ACTIVITIES: Mandatory use of vacuum extraction machines when dry sanding.</p> <div style="display: flex; justify-content: space-around; align-items: center;"> <div style="text-align: center;">   </div> <div style="text-align: center;">   </div> </div> <p>9) WET SANDING, WASHING YOUR BOAT DOWN AND CLEANING YOUR HULL: Before water blasting or using any water, please activate the wastewater system by pressing the green start button. Once you have finished you must push the red stop button</p> <p>10) WORKING SAFELY: Please make sure your ladders, scaffolding etc are safe to use and all ladders are secure. Personal protective equipment e.g ear protection, dust mask, eye wear, gloves must be worn when required.</p> <p>11) SPILL KIT: The spill kit is located in the middle dinghy locker by the main boat ramp.</p> <p>12) 13) HAMMERING: By its nature, is a very noisy activity. As such, it should be kept to a minimum. Please also consider what impact your activity will have on our neighbours, especially if working early or late in the day.</p>

I understand, acknowledge and agree that the cradle set-up and haul and launch processes are undertaken at my instruction, and there is **no liability** on the Weiti Boating Club Inc or any person acting on behalf of, or assisting, the Weiti Boating Club Inc to haul, move or launch my boat.

I agree to abide by all the Club's by-laws and I acknowledge I have read and accepted:

- 1) The Club's Haul Out Terms and Conditions
- 2) The Club's Hardstand/Shed Terms and Conditions

Signed:	Date:
---------	-------